

2022 Family Handbook





ON THE COVER

Campers love to jump in the lagoon to cool off after a full day of activities

WHAT'S INSIDE?

What to Expect
Travel
Health + COVID Protocols
Fire + Evacuation Protocols
Packing List
Homesickness
Contacting Camp
Behavior
International Tips

CONTACT US

fun@mountainmeadow.com OR
annamarie@mountainmeadow.com

Office

(530) 310-9281

This number will also be available during sessions as a Parent Line that connects you directly to our on-site "Camp Mom"

Mountain Meadow Ranch
P.O. Box 610
Susanville, CA
96130

EDITOR'S NOTE

We hope you enjoy going through this handbook as a family. We've filled these pages with important information, tips, and beauty to stir both courage and excitement for the summer ahead! We are honored that you have chosen to spend part of your summer with us at Mountain Meadow Ranch.

* We have done our best to include accurate COVID-19 protocols and considerations. However, be sure to check your email, and our [COVID-19 page](#), regularly for updates in light of the ever-changing pandemic.

WHAT TO EXPECT

Energy and anticipation grow as camp approaches. We want you to know what to expect from your time with us.

OPENING DAY

Follow the signs to the check-in station. **Please stay in your vehicle unless otherwise directed to do so.** After you have checked-in with our Directors, the day for your camper will include:

- **Cabin Assignment:** A counselor will accompany you (camper) to your cabin, show you around, and help you choose your bunk!
- **Orientation:** This includes: checking in with the Camp Health Care staff, water safety at the pool, meeting the wranglers down at the arena, and a tour of camp!
- **All Camp Meeting:** Once everyone has arrived in the afternoon we gather as a camp family to go over the rules and how we do camp at MMR.



We **may not** be able to accommodate parents beyond the designated check-in location at this time.

ACTIVITIES

Serendipity & flexibility are essential to our program!

Weekdays

There is no pre-registration before camp for any of our activities. Campers choose an activity 2-4x each weekday. We encourage everyone to try as many new and different activities as possible, but in the end, it is their choice. The length of a two-week session does not allow enough time for us to guarantee every camper will get to do every activity. In the event that they don't get their first choice, campers are encouraged to have second and third choices.

If they are not chosen for their first choice, they are given the opportunity to self-advocate (speak up when you need to and talk to a director or counselor who can help) at the next activity period.

Weekends

Sunday morning is a time for each cabin to bond, work on skits for the campfire, or do something special as a group. The rest of the weekend we divide the camp family into four teams: Red, Blue, Yellow, and Green for all-camp competitions we call "Color Wars". Relays, Scavenger Hunts, Capture the Flag, Random Talents, and many other fun activities are in store.



TECHNOLOGY FREE

Please leave all tech devices at home.

MMR is a wonderful place to enjoy the great outdoors and reconnect. We know that cell phones are needed for travel, so campers may turn them in when they arrive at camp. They are returned at the end of the session for the trip home. Any tech devices found during a session will be held until the end of camp.

LOST & FOUND

Help us reduce the amount of lost & found by labeling all your campers belongings. Personal belongings are most often lost when left behind at an activity, not at laundry as many would suspect. We are not responsible for items lost, however we will do our best to locate & return items. Anything not called for will be donated one week after each session.

PRE-CAMP

Pre-Camp Checklist

- ❑ Pay tuition by **May 1, 2022**. All remaining tuition will be charged automatically May 6, 2022.
- ❑ Review and submit all forms by **May 1, 2022**, these can be found in your [Parent Account](#) under "Forms & Documents"
- ❑ Plan for your camper's pre-camp **COVID-19 PCR Test**.*
 - ❑ Must be done within 72 hours of camper arrival (not before), i.e. tested on the Thursday and results included on the [Pre-Arrival Screening Form](#) on the Saturday.
 - ❑ *ALL campers must provide a negative COVID-19 PCR test prior to arrival, regardless of vaccination status.*
- ❑ If applicable, upload your camper's COVID-19 verification of vaccination, if not already included on their Immunization Record Form.
- ❑ Complete your camper's **Pre-Arrival Screening Form**.
 - ❑ This will become available within your [Parent Account](#) prior to your camper's session and must be completed and submitted the day before (Saturday) opening day.
- ❑ Pack with your camper so they know where all of their items are. Consider playing fun music and eating a camp-y meal that night to share in the excitement together!

*** Refer to our [COVID-19 Update](#) page for more information regarding any of the above COVID-19 requirements!**

TRAVEL

Getting to camp is the beginning of the adventure - enjoy the journey! There are a few ways to get to camp:



#1 DRIVE

This affords you the chance to see camp, meet a Director, and meet one of your camper's cabin staff at check-in. Please follow the signs to the designated drop-off location where a Director will greet you. **At this time, our opening and closing day protocols require staggered drop-off and pick-up times**, please be prompt and keep to your allotted window. Take the time on the drive to start the goodbye process so that everyone can experience a smooth transition to and from MMR.

We schedule drop-off windows between 9am-1pm. Please specify if you have a preferred time on your Transportation form. We will send out confirmation of your window and more detailed drop-off instructions 2 weeks before your camper's arrival day.

Although **we may not be able to welcome camper parents into MMR to get their campers settled and tour the facilities**, we hope you will find comfort and a welcome atmosphere at the check-in station. Here you will be able to chat with a Director, take a photo with your camper, and receive some treats for the trip back home!

- PLEASE LEAVE YOUR PETS AT HOME -

We cannot accommodate dogs with all of the excitement of camp. The ranch dogs, like all dogs, are territorial and could react negatively to a new dog. We appreciate your understanding.

RECOMMENDED LOCAL ACCOMMODATION

Comfort Inn & Suites

Susanville, CA

(530) 257-3450

#2 Airport Drop-Off

We will meet you at the Reno-Tahoe International Airport, and your camper can join the camp van/bus! We will contact you within one week of the travel day to confirm the exact meeting time and location, likely between 9-10am near baggage claim.



#3 Solo Flight

A staff member wearing an MMR staff shirt will greet your camper at their arrival gate in Reno, assist them in retrieving their luggage, and walk with them to the camp vans/bus for the drive to camp. **Please arrange to arrive/depart the Reno-Tahoe International Airport before or as close to noon as possible.** See below for recommended flights and times from LAX and SFO. *If there is a time conflict please email or call to notify us!*

Please submit all of your camper's flight information in the **Transportation Form** once you've made arrangements.

FLIGHT RECOMMENDATIONS



TO CAMP

United 5394 SFO > RNO 7:32am - 8:42am

Southwest 1602 OAK > RNO 9:10am - 10:05am

Delta 3501 LAX > RNO 9:35am - 11:00am



FROM CAMP

United 5899 RNO > SFO 10:20am - 11:40am

United 5814 RNO > SFO 12:30pm - 1:48pm

Delta 3501 RNO > LAX 11:45am - 1:17pm

*We **do not** recommend the RNO > OAK direct flight, see below for details.*

More Travel Tips

CAMP VANS TO/FROM AIRPORT

Our camp vans transport campers to and from the Reno Airport on Opening and Closing Day, **free of charge**. There will be a \$75 fee for transportation from the airport on non-travel days. NOTE: All passengers must wear seatbelts at all times while traveling in MMR vehicles. No wrestling, yelling, moving about, rocking back and forth, or bouncing. All passengers must remain seated, face forward at all times, and campers who feel sick or need to use the restroom must tell the driver.

AIRLINE FEES

Many airlines now require UM and luggage fees to be paid at the departing airport on the day of travel. Please send your child with a prepaid credit card (minimum balance of \$200) to cover any airline fees. Reno-Tahoe Airport does not accept cash, and our airport staff cannot cover these expenses. If any additional expenses are incurred on departure day, these will be charged to the credit card on CampMinder.

UNACCOMPANIED MINOR

Airline companies require a designated person be identified in order to book for an unaccompanied minor. Staff are assigned this position at a later date. In order to book, please use the following contact as a placeholder* :

Anna Ellena - (530)310-9281 - annamarie@mountainmeadow.com

* We will send the updated contact information of your camper's designated pick-up person the week before their travel day. **You will need to update this information prior to your camper's flight.**

WHY SHOULDN'T I MAKE TRAVEL ARRANGEMENTS OUTSIDE OF THE RECOMMENDED TIMES?

Opening day at camp is an exciting time when connections start and campers are able to familiarize themselves with the camp environment. Arriving at camp before 3pm is vital to ensuring your camper has the most successful start to their camp experience. Closing day is a 100% travel day and we do not have program for this day. The shuttles to the airport leave MMR between 7-8am and all other campers will have departed camp by 11am. If you were to choose a flight or make travel arrangements outside of these times, your camper and our travel staff could potentially spend extra time waiting at the airport or camp. We understand that life happens and so are happy to accommodate **extenuating and emergency situations** for arriving or departing outside of these times **on a case by case basis**. **Please call us to verify any travel plans that deviate from our recommendations.**

TRANSPORTATION FORM DUE MAY 1!



HEALTH

Once at MMR, all campers will meet the Camp Health Care staff to get acquainted, review their health forms, and turn in any medications.

FORMS

You will find all the required Forms online in the **Forms & Documents** section of your [Parent Account](#). Including:

- **Confidential Information Form**
 - Share any information about your camper(s) that may be helpful to us or their cabin counselors in providing the best possible summer camp experience.
 - *Only our directors and your camper's cabin staff read this form.*
- **Health Form**
 - Tell us about your camper's health history, considerations, and provide alternate emergency contacts.
- **Immunization Form**
 - Please provide your camper's complete Immunization record.
- **Parent Authorization Form**
 - Attach your insurance provider information
 - SIGN AND DATE the bottom. *This is a crucial (and oft-forgotten) step that authorizes MMR to provide care to your camper in the event of an emergency.*
- **Physician's Form**
 - To be completed by your camper's primary care physician. They can fax it direct to us following the number on the bottom. Alternatively, you can scan and upload within your Parent Account.
- **Transportation Form**
 - Tell us how your camper(s) will be getting to camp! Review our travel options above.
- **Pre-Camp Arrival Screening**
 - To be submitted the FRIDAY before your camper's arrival.
 - Include your camper's PCR test result here.

ALL FORMS DUE MAY 1, 2022!

HEALTH SCREENING

Should your camper arrive to camp with obvious signs of illness or lice, we will ask that your child be kept in your care until the illness resolves and/or lice treatment has been administered.

ILLNESS & INJURY

You will be called (at the primary number given on the enrollment form) if your child:

- Stays overnight in the infirmary.
- Leaves camp for treatment (x-rays, testing, etc.).
- New medicine is prescribed.
- Is contact traced for COVID-19
- Tests positive for COVID-19

If you cannot be reached, the emergency contact person will be called.

INFIRMARY & STAFF

Our Camp Health Staff residence & the infirmary are located in the center of camp; within close proximity to all of our onsite activities. There is a camp healthcare professional on staff 24/7, and a fully staffed hospital is only 12 miles away. All of our staff members hold CPR & First Aid certification.

DIETARY NEEDS

In the MMR kitchen, we are committed to nutritious, wholesome meals. We can

accommodate a variety of dietary needs and there is always a vegetarian option available, but be sure to notify us of any food allergies / preferences before arrival at camp. Please use the *allergy section of the Health Form*.

MEDICATIONS

All medications are turned-in to our Health Care staff on Opening Day. Medications are then given at each meal or before bedtime, as required by the physician. The camp Health Care staff keeps a daily written record, in order to make sure your camper receives his or her medication as prescribed.

Please do not send over-the-counter (OTC) medications that are NOT taken daily, as these are already stocked in our Health Center. If your camper takes OTC regularly, such as allergy or pain relief, please send them with the preferred product.

We will not accept dosed medicines in unlabelled pill dividers, they MUST be allocated and packaged by a pharmacy.

We cannot legally administer prescription medicines without the prescribing physician's written direction.



FIRE PROTOCOLS

Extensive information on our fire, evacuation, and air quality protocols can be found [here](#).

These are worst case scenario protocols and unlikely to be necessary. 2021 was a terrible drought year resulting in multiple years without adequate precipitation through the seasons. Although this winter we're seeing greater snowpack in the mountains that ensures our forests stay healthy and hydrated all summer long, we also recognize the risk and danger of wildfires in California. As a result we have developed extensive protocols to ensure the safety of our camp family.

If a fire were to threaten MMR so as to require an evacuation, we would initiate our [Evacuation Protocol](#) early and with ample time to ensure the safe and calm evacuation of the camp family. We have close relationships with our head Lassen County Sheriff and Cal Fire chief and so would receive early updates from them should a fire become in any way a threat to MMR and our program. Should air quality in our area worsen, we initiate our [Air Quality Protocol](#).

PACKING

Please have your child participate in packing for camp so they know where to find what they need.

LUGGAGE

We recommend campers pack in two pieces of luggage: one large piece to be used for clothing and a duffle bag for sleeping bag, pillow, etc. A daypack, small like used for school, is also required. Laundry is done once per 2-week session and cabin storage is limited, so please try not to over-pack.

CLIMATE

Summers are simply lovely at the ranch. Our daily temperatures average a dry 85°F, while the nights average 50°F. We hope for one good rain-dumping thunderstorm each summer!

BEDDING

All campers have a single bunk and we provide one pillow and pillow case. What you choose to send with your camper for sleeping is totally up to their comfort needs. A sleeping bag might be all they need-or maybe they need more comfort so they bring sheets, a blanket, and an extra pillow.

DRESS CODE

We want the clothes worn at camp to be functional, so we have developed the dress code policy included in the *Standards* section. If campers choose to dress inappropriately they will be asked to change, or wear camp-issued shirt/shorts.

LABEL

Items that are not labeled are less likely to be returned to your camper if they get lost in the cabin, on laundry day, or around camp.

SHOES

Our main camp grounds are even and grassy, but many activities have rough and uneven ground, so appropriate footwear is a safety requirement. *Running shoes work best at camp*. Hiking or any other specialty shoe is only *optional*, and keep in mind new shoes can cause more harm than good (blisters-yikes!).

LAUNDRY DAY

Each cabin is assigned one laundry day per 2-week session, beginning the first Thursday. Therefore, your campers laundry may not be until the end of the session. Please pack enough clothes (especially underwear and socks) for the whole session.

SANITIZER

We will have sanitizer and sanitization products available throughout camp facilities. If you would like to send your camper with their own personal sanitizer and wipes you are welcome to do so, just be sure they meet the CDC criteria for sanitization.

MASKS

Masks are only required in indoor public locations: our dining hall buffet line (meals eaten outside) and the Camp Infirmary. Masks are not required outside or in your camper's cabin.







We may not require masks at all, depending on the state of COVID-19 closer to camp. We will provide email updates should anything change.



Mountain Meadow Ranch

PACKING LIST

CLOTHING

- 2 Pants
- 2 Shorts
- 6 T-shirts 
- 1 Sweatshirt 
- 1 Long-sleeve shirt 
- 1 Jacket
- 6 Underwear
- 6 Socks
- 2 PJs
- Sandals
- Swimsuit
- 1-2 Athletic shoes
- 1 Hat 
- 1 Beach towel 
- 1 Bath towel 

TOILETRIES

- Toothbrush/toothpaste
- Hair brush
- Sunscreen
- Lotion
- Insect repellent
- Chapstick
- Shampoo
- Conditioner
- Body Soap

COVID-19

- 3-layer masks
- Mask lanyards

EQUIPMENT

- Sleeping bag 
- Extra blanket 
- Pillow case 
- Laundry bag
- Backpack (daypack like for school)
- Disposable camera 
- Water bottle 
- Sunglasses 
- Flashlight/headlamp 

OPTIONAL

- Books
- Bedding (single bed) 
- Comfort item (blanket/stuffed animal)
- Letter writing supplies 
- Outdoor sleeping pad
- Sun/rash guard
- Costumes/props (for events)
- Sanitizer/wipes (CDC approved)

DO NOT PACK

- Technology (phones, tablets, etc.)
- Expensive/valuable items
- Food/snack/candy
- Weapons
- Personal sports equipment
- Animals



Items available to International Campers



Items available to purchase in Camp Store

*Laundry is done by support staff once/session

HOMESICKNESS

NOT a sickness at all, but an emotion that most campers feel to some degree during their time at camp. A successful camp experience starts at home. Here are a couple tips to help prepare your camper!

3 WAYS TO PREPARE

1. TALK ABOUT IT.

Acknowledging with your camper the potential for homesickness can be a great first step in preparing for it. Like other feelings, once we acknowledge their existence they can become a lot less scary and more manageable to cope with.

2. STAY POSITIVE.

Keep the focus on how much FUN camp will be! Let them know how proud you are of them for practicing their independence. Your child needs to know that you think they will be a great camper. Encourage them to write letters, journal, and take pictures of the experience.

3. DON'T DOUBT.

Expressing a lack of confidence in your campers ability to be away from home, either directly to them or in front of others, undermines your child's budding confidence. Don't make any "deals" with your camper about coming to get them if they get homesick. For a homesick camper these promises become the focus, instead of learning to cope with their feeling.

HOW WE CARE FOR HOMESICKNESS

Staff members are trained to care for homesickness. Our staff will do the following to help guide your camper through the normal adjustment period of being away from home:

1. Give your child time and attention. Empathize with their feelings and let them know they are totally normal.
2. Do things that make camp more “homey”, such as reading a bedtime story, tucking them into their sleeping bag, etc.
3. Encourage your child to use the coping strategies below that have worked for other campers

4 COPING STRATEGIES FOR CAMP

Talk with your camper about these & other tools they can take to camp:

1. **PLAY.** Keep busy and hold on to a positive attitude.

Practice gratitude when feeling sad and focus on fully participating in the moment. Enjoy all that camp has to offer. Remember, it's not forever!

2. **TALK.** Acknowledge your feelings and reach out

to a counselor for a listening ear or a hug (if they're your cabin counselor), but be ready to jump back into the fun!

3. **WRITE.** Keep a journal about what you're

doing at camp and your feelings. Better yet! Write a letter home to a friend or family member.

4. **SERVE.** Focus on making sure those around

you are having a good time!

WHEN SHOULD YOU CALL?

If you receive a sad letter from your child, call the Camp Parent Line so that we can closely observe your child and talk with their counselor(s). We will call you back with detailed information about your child's attitude and behavior. Our Camp Directors and Camp Moms are in camp with your children throughout the camp day and will call you back within 24 hours.

WHEN WILL WE CALL?

If your child is visibly upset (crying frequently, not participating, having trouble eating or sleeping) and not adjusting after two full camp days, we will call you to let you know what is happening and discuss a plan for helping your child adjust.



KIDSICKNESS

"Kidsickness" is, again not a sickness, but a variety of emotions you might experience while away from your child. When your child goes to sleep away camp for the first time, their experience with homesickness is usually the focus. Unfortunately, your emotions are often left unaddressed. You might adjust easily, while others struggle with sadness and anxiety while their child is at camp. Campers are here in a fun, new, and exciting environment - while you are at home figuring out how to fill all this free time (normally spent focused on your child).

3 WAYS TO COPE

Because we have found that this period of separation can be more difficult for you than it is for your camper, we offer these tips:

KEEP IN TOUCH

One of the unique things about camp is that it's one of the only opportunities for children and parents to exchange hand-written letters. Campers **love** receiving letters and postcards from home, so be sure to keep a steady stream of mail coming to your camper. Let friends and relatives know your camper's camp address, so they can send mail too! While it is difficult for parents to go for two weeks without hearing their child's voice on the phone, remember that the independence your child is gaining is invaluable. The letters your child writes while they are at camp may be some of the best, written memories from their childhood - what treasures!

BE MINDFUL OF THE BENEFITS

Why did you decide to send your child to camp? Remember that you are giving your child a gift that will follow them throughout their life:

CONNECT

Research shows that at camp children practice communication, collaboration, social and cross-cultural skills. Campers get to meet people from all around the world!

EXPLORE

Two weeks to just be a kid in the great outdoors, enjoying a much-needed break from the stresses of school, competitive sports, and busy schedules.

UNPLUG

The opportunity to live technology-free and focus on building face-to-face social skills is rare!

GROW

Overcoming challenges independently allows them to build confidence, adaptability, resiliency, critical thinking, and leadership skills. Among a host of other valuable character traits!

TAKE CARE OF YOU

While your child is at camp we encourage you to take time to have some quality experiences yourself. It's a great time to do projects and trips that are not kid focused or perhaps not so kid-friendly. Take the time to treat yourself to some fun, friends, and growth while your child is doing the same at camp! You will both gain from this enriching camp experience and both have stories to share when back together. This is also great practice for when your child goes away to college or gets married!

There is so much good advice out there, follow us on social media as we share our favorite articles on all things camp preparation!

CONNECT WITH YOUR CAMPER

We think staying in touch with your camper while they are at camp is important!

4 WAYS TO CONNECT

1. SNAIL MAIL

Campers love to get REAL mail. We're talking about the real thing: pen on paper, maybe some doodles or stickers, in envelopes, with stamps. Parents & family members should send campers mail regularly to offer support and encouragement. What wonderful keepsakes, too! Campers are encouraged and given time to write letters daily, but as you can imagine it is nearly impossible to make this happen. Mail goes out from the camp mailbox daily.

Camp Address:

Camper Name
P.O. Box 610
Susanville, CA
96130

NO CARE PACKAGES. If you need to send something that is not available in the Camp Store, we will gladly accept your package! Please contact us with info on contents of the package so we can let you know when it arrives and give you the shipping address.

2. EMAIL

Send an email to fun@mountainmeadow.com with your camper's full name in the subject field. These notes are printed out daily and given to the cabin counselor to hand out.

- Limit your emails to one every few days
- Emails with pictures or attachments will not be delivered
- Only email from family will be delivered
- Campers are not able to reply

3. CAMP PARENT LINE

Although direct phone calls with your camper are not available, our Camp "Mom" is here to serve you. Please leave a message and our Camp Mom will check in with your camper, speak with their counselors, and return your call within 24 hours. You may receive a text or call.

PARENT LINE: (530) 310-9281

4. VIEW SUMMER PHOTOS

We are out in the backcountry and our internet is often unreliable, but we do our best to upload new photos a couple times a week! Directions for viewing summer photos will be included in the Welcome email you receive on your campers first day of camp.



STANDARDS

Our mission is to create a safe environment. We have developed the following behavior and appearance standards to aid this mission. Please review them with your child before camp.

BEHAVIOR

Campers are expected to treat other campers and staff with respect at all times, and value each other's right to have a positive experience. *MMR is not equipped and can not accommodate campers requiring repetitive 1-on-1 attention from a staff member, and or repetitive calls for a director.*

The following behaviors are not permitted at Mountain Meadow Ranch and will result in dismissal from camp, without refund, and at the Directors sole discretion:

1. Violence of any kind; any verbal communication or discussion of harm to oneself or others, real or imagined.
2. Threatening, harassment, or discriminating comments of any kind.
3. Use of foul language or discussion of inappropriate topics as determined by the Camp Directors.
4. Possession or use of tobacco, alcohol, drugs or weapons.
(All prescription and over the counter medications must be stored in the Infirmary and administered under the supervision of our camp Health Care Supervisor.)
5. Sexual or intimate behavior, relationships, or conversation.
6. Unauthorized absence from cabin or activity.
7. Abusive or disrespectful behavior towards any member of the camp community.
8. Inappropriate appearance or attire (see below).
9. Failure to follow or respond to directions and guidelines on COVID-19 protocols and procedures.

If a camper engages in any of the behaviors above, the staff will *immediately* separate the camper from the group and seek Director Support to phone home. The severity of the situation and the degree to which your child's negative behavior affects the camp family determines if he or she will need to be sent home, *at the Directors sole discretion*. The goal is to protect our camp family so that the whole group is able to function in a safe and healthy environment.

APPEARANCE

Campers should pack clothing that is appropriate for an outdoor, active camp life. Use of make-up and/or wearing of expensive clothing are *discouraged* while at camp.

The following are **not** allowed at camp:

1. Clothing with any logos or graphics depicting violence, bands that play violent music, drugs, alcohol, or inappropriate language or topics.
2. Jewelry that includes collars, chains, and excessive face or body piercings (*Ear and nose piercings are okay*) as these may be unsafe for certain activities.
3. Clothing that does not cover underwear (Clothing should *fully* cover stomach, lower back, chest, and bottom).
4. Any extra tight or extra loose clothing - *unsafe for certain activities*. In the case of swimsuits – two pieces are allowed. If it breaks number 4 from above, they may be asked to change.



CALL HOME POLICY

At MMR, we believe in Restorative Justice, which reframes discipline and personal responsibility allowing the opportunity to express remorse, repair any damaged relationship, and experience emotional and social growth. *Should a camper's behavior not align with our standards, our staff is trained to handle the situation according to this process:*

1. **Remove/Redirect:** A staff member will encourage positive behavior by asking your camper to engage in the appropriate task at hand. If your camper is unresponsive, or ignores the counselor's request the first time, they will move to step two.
2. **Choices:** Your camper will be given the choice to a) engage in appropriate behavior or b) have a time-out away from the group (but still in view of the counselor). If your camper continues to display negative behavior, the counselor will move to step three.
3. **Director support:** A Director will come to meet your camper to discuss his/her misbehavior. When a Director is called to assist with a behavioral issue, this is when you will receive a first phone call to assist us in preparing a plan for reparation.
4. **A second phone call home.** If you receive a second phone call, this will be to share that your camper has continued in his/her misbehavior and has been told this is his/her last opportunity to express remorse, repair any damaged relationships and experience emotional and social growth past said incident. Your camper will be informed if a third phone call has to be made, it is to go home.
5. **A Third phone call home.** If a third phone call home needs to be made, this is the point you will need to make arrangements to for pick up/travel home.

UNABLE TO CONTACT POLICY

If under any circumstances under the director's discretion, we are unable to reach you, MMR will follow the following policy:

- If contact is necessary for any behavioral, medical, or emergency reason, a MMR director or representative will first attempt contact with the primary contact given on camper's application.
- If unable to contact after attempts of all resources i.e. phone, text, e-mail, etc. emergency contact listed in camper application will be contacted.
- If unable to reach emergency contact, we will have no other option but to contact the appropriate authorities.

INTERNATIONAL

Our campers come from all around the world, each bringing their own culture. For many, English is their second language. Rest assured we work hard to make each camper feel included and informed. However, we are not equipped to teach English and recommend all campers have a basic understanding of English to get the most out of their experience with us.

INSURANCE

We recommend travelers insurance for any campers traveling from outside of the continental U.S. The combination of being in a location that is both rural and foreign makes travelers insurance a good, inexpensive option to insure the *complete* coverage of any medical costs incurred while at camp.

EQUIPMENT PROVIDED

We have the following items available to our international campers to use while at camp, at no extra cost:

- ☐ Towels
- ☐ Sleeping Bags
- ☐ Bedding (sheets, pillows, pillow cases, blankets)

COVID-19 TRAVEL CONSIDERATIONS

Parents are ***strongly encouraged*** to be aware of all requirements and protocols for travel to and from their home country to the U.S. This may include pre-travel and arrival testing, vaccinations, quarantines before and/or after travel, etc. * **Make note: MMR is not equipped to accommodate quarantine for travel purposes.**

2022 Session Dates

STANDARD SESSIONS

Session A Sunday, June 12 – Friday, June 24

Session B Sunday, June 26 – Friday, July 08

Session C Sunday, July 10 – Friday, July 22

Session D Sunday, July 24 – Friday, August 5

PREMIUM SESSIONS

Session 1 Sunday, June 12 – Friday, July 08

Session 2 Sunday, June 26 – Friday, July 22

Session 3 Sunday, July 10 – Friday, August 5



We are so excited to meet (and reconnect with) each and every one of you! We truly believe that this is going to be a remarkable and *much needed* summer season!